

Surname	Centre Number	Candidate Number
First name(s)		0



GCSE

3300U60-1



TUESDAY, 14 JUNE 2022 – MORNING

**MATHEMATICS
UNIT 2: CALCULATOR-ALLOWED
HIGHER TIER**

1 hour 35 minutes

ADDITIONAL MATERIALS

A calculator will be required for this examination.
A ruler, a protractor and a pair of compasses may be required.

INSTRUCTIONS TO CANDIDATES

Use black ink or black ball-point pen. Do not use gel pen or correction fluid.
You may use a pencil for graphs and diagrams only.
Write your name, centre number and candidate number in the spaces at the top of this page.
Answer **all** the questions in the spaces provided.
If you run out of space, use the additional page at the back of the booklet. Question numbers must be given for all work written on the additional page.
Take π as 3.14 or use the π button on your calculator.

INFORMATION FOR CANDIDATES

You should give details of your method of solution when appropriate.
Unless stated, diagrams are not drawn to scale.
Scale drawing solutions will not be acceptable where you are asked to calculate.
The number of marks is given in brackets at the end of each question or part-question.
In question 4, the assessment will take into account the quality of your linguistic and mathematical organisation, communication and accuracy in writing.

For Examiner's use only		
Question	Maximum Mark	Mark Awarded
1.	2	
2.	4	
3.	5	
4.	8	
5.	5	
6.	1	
7.	6	
8.	6	
9.	4	
10.	3	
11.	6	
12.	3	
13.	2	
14.	3	
15.	3	
16.	6	
17.	3	
Total	70	

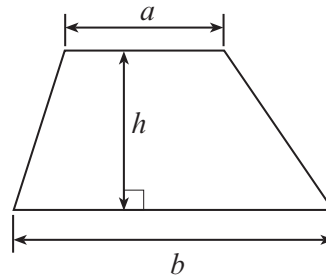
3300U601
01



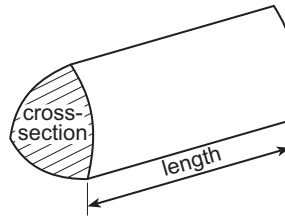
JUN223300U60101

Formula List – Higher Tier

Area of trapezium = $\frac{1}{2}(a + b)h$

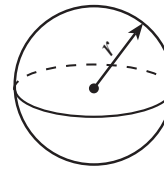


Volume of prism = area of cross-section \times length



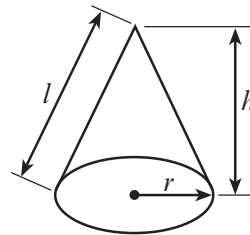
Volume of sphere = $\frac{4}{3}\pi r^3$

Surface area of sphere = $4\pi r^2$



Volume of cone = $\frac{1}{3}\pi r^2 h$

Curved surface area of cone = $\pi r l$

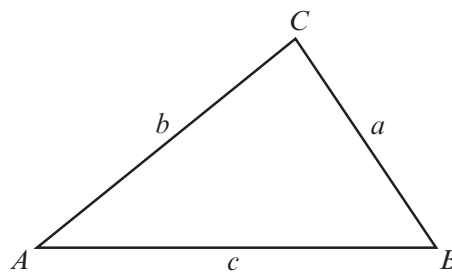


In any triangle ABC

Sine rule $\frac{a}{\sin A} = \frac{b}{\sin B} = \frac{c}{\sin C}$

Cosine rule $a^2 = b^2 + c^2 - 2bc \cos A$

Area of triangle = $\frac{1}{2} ab \sin C$



The Quadratic Equation

The solutions of $ax^2 + bx + c = 0$ where $a \neq 0$ are given by $x = \frac{-b \pm \sqrt{(b^2 - 4ac)}}{2a}$

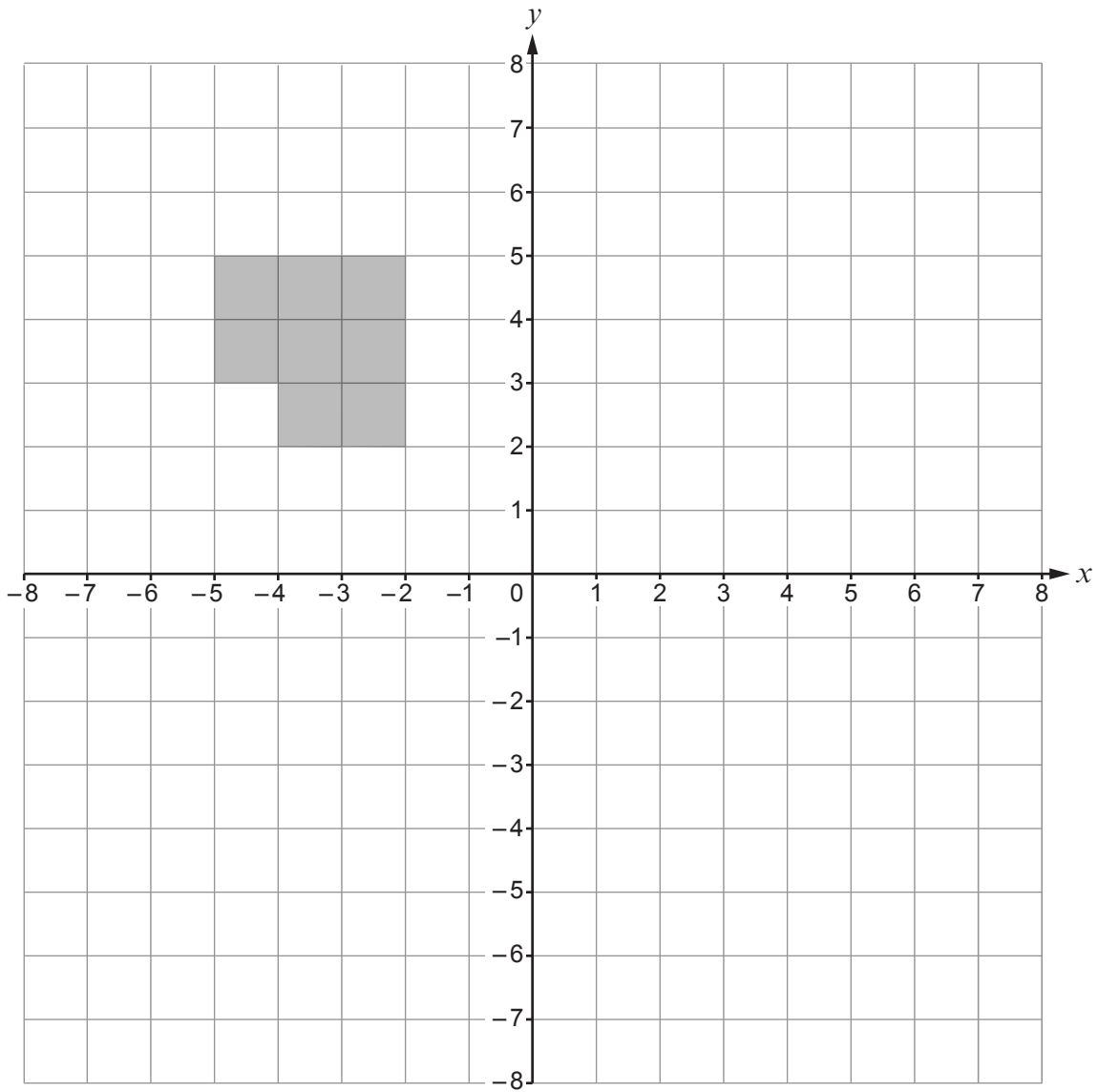
Annual Equivalent Rate (AER)

AER, as a decimal, is calculated using the formula $\left(1 + \frac{i}{n}\right)^n - 1$, where i is the nominal interest rate per annum as a decimal and n is the number of compounding periods per annum.



1. Rotate the shape below through 90° clockwise about the point $(-1, 1)$.

[2]



5. (a) Factorise $8x^2 + 6xy$.

[2]

.....

.....

.....

(b) (i) Factorise $x^2 + 13x + 40$.

[2]

.....

.....

.....

(ii) Explain how you can check that your answer to part (i) is correct.

[1]

.....

.....

.....

6. Calculate $5.7 \times 10^5 \times 6.4 \times 10^{-2}$.
Circle the correct answer.

[1]

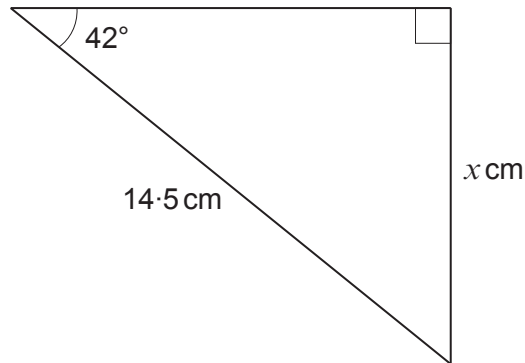
3.648×10^8 3.648×10^4 -3.648×10^6 3.648×10^3 3.648×10^6

.....

.....



7. (a) The diagram below shows a right-angled triangle.



**Diagram not
drawn to scale**

Calculate the value of x .

[3]

.....

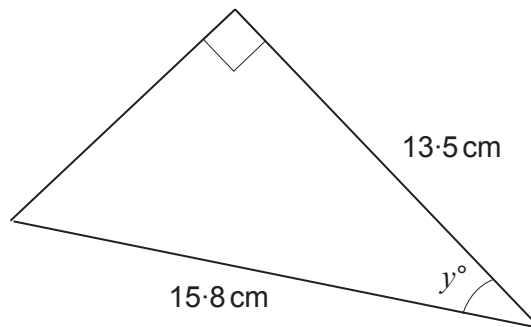
.....

.....

.....

$x =$

- (b) The diagram below shows a different right-angled triangle.



**Diagram not
drawn to scale**

Calculate the value of y .

[3]

.....

.....

.....

.....

$y =$



(ii) Hence, find the height of the cuboid.

[1]

.....

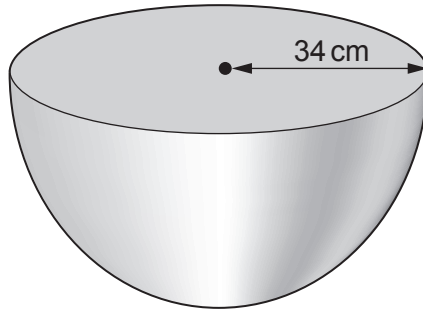
.....

Height of the cuboid = cm



9. Calculate the **total** surface area of a **solid** hemisphere with a radius of 34 cm.

[4]



**Diagram not
drawn to scale**

.....

.....

.....

.....

.....

.....

.....

.....

.....

.....

.....

.....

.....

.....

.....

.....

.....

.....

.....

.....

.....

.....

Total surface area = cm²



10. The value of y is found using the formula $y = \frac{t}{w}$.

$t = 98$, correct to 2 significant figures.
 $w = 0.5$, correct to 1 significant figure.

Calculate the **least** value of y .
Give your answer correct to 1 decimal place.
You must show all your working.

[3]

.....

.....

.....

.....

.....

.....

.....

.....

.....

.....

Least value of $y =$



11. The diagram shows a triangle ABC and a circle with centre A .
The points B and D lie on the circumference of the circle.

The length of the line AC is 27 cm.
The area of triangle ABC is 112 cm^2 .

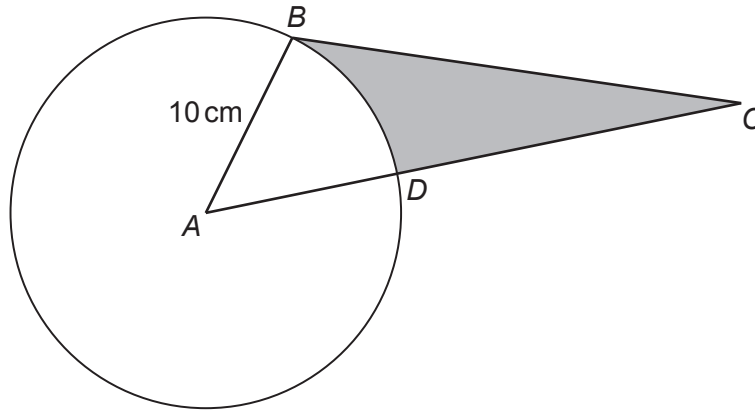


Diagram not
drawn to scale

Calculate the area of the shaded region.

[6]

.....

.....

.....

.....

.....

.....

.....

.....

.....

.....

.....

.....

.....

.....

.....

.....

.....

.....

.....

.....

.....

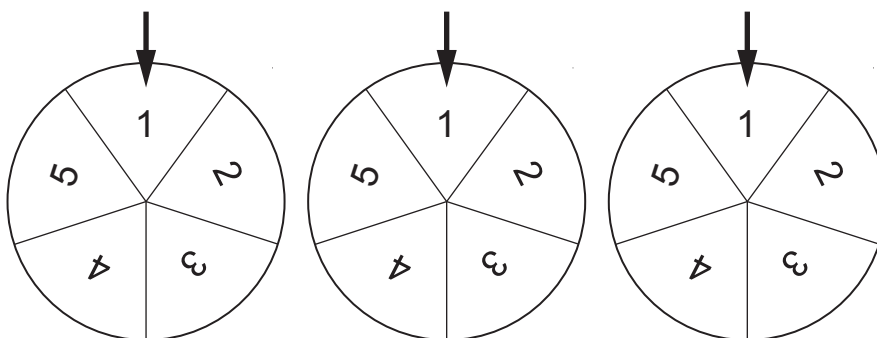
.....

.....

Area of shaded region = cm^2



13. Three fair spinners are shown in the diagram below.



The three spinners are spun.

Calculate the probability that all the spinners will land on an even number.

[2]

.....

.....

.....

.....

.....

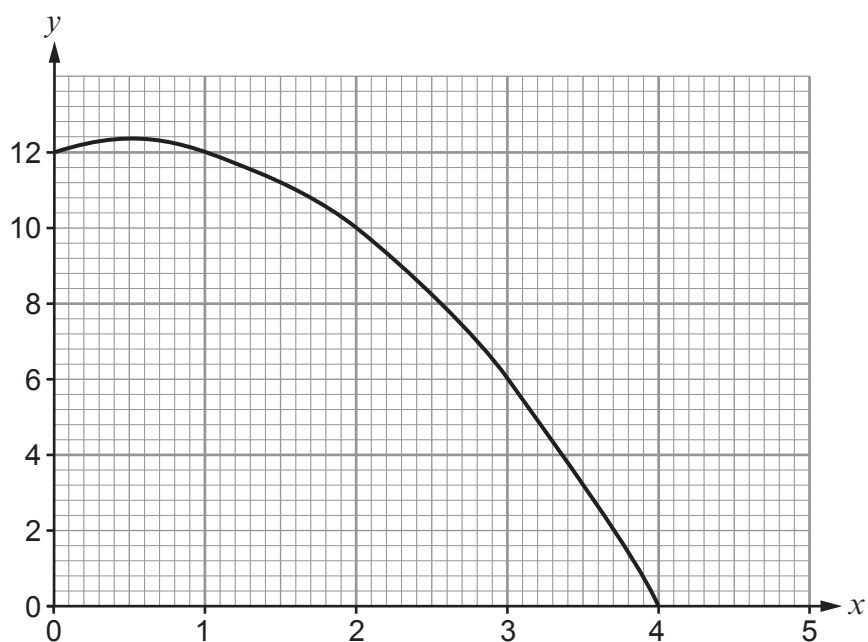
.....

.....

.....



14. The graph of $y = 12 + x - x^2$, for values of x from $x = 0$ to $x = 4$, is drawn below.



Use the trapezium rule, with the ordinates $x = 0$, $x = 1$, $x = 2$, $x = 3$ and $x = 4$, to estimate the area of the region bounded by the curve, the positive x -axis and the positive y -axis. [3]

.....

.....

.....

.....

.....

.....

.....

.....

.....

.....



17. Solid A and Solid B are **similar**.

Solid A has a volume of 8000 cm^3 and a height of 30 cm.
Solid B has a volume of 4913 cm^3 .

Calculate the height of Solid B.

[3]

.....

.....

.....

.....

.....

.....

.....

.....

.....

.....

.....

.....

.....

.....

.....

.....

.....

.....

.....

.....

.....

.....

.....

Height of Solid B = cm

END OF PAPER



BLANK PAGE

**PLEASE DO NOT WRITE
ON THIS PAGE**

