

Surname	Centre Number	Candidate Number
Other Names		0



GCSE

3300U50-1



**MATHEMATICS
UNIT 1: NON-CALCULATOR
HIGHER TIER**

MONDAY, 12 NOVEMBER 2018 – MORNING

1 hour 45 minutes

ADDITIONAL MATERIALS

The use of a calculator is not permitted in this examination.
A ruler, a protractor and a pair of compasses may be required.

INSTRUCTIONS TO CANDIDATES

Use black ink or black ball-point pen. Do not use gel pen or correction fluid.

You may use a pencil for graphs and diagrams only.

Write your name, centre number and candidate number in the spaces at the top of this page.

Answer **all** the questions in the spaces provided.

If you run out of space use the continuation page at the back of the booklet. Question numbers must be given for all work written on the continuation page.

Take π as 3.14.

INFORMATION FOR CANDIDATES

You should give details of your method of solution when appropriate.

Unless stated, diagrams are not drawn to scale.

Scale drawing solutions will not be acceptable where you are asked to calculate.

The number of marks is given in brackets at the end of each question or part-question.

In question 7, the assessment will take into account the quality of your linguistic and mathematical organisation, communication and accuracy in writing.

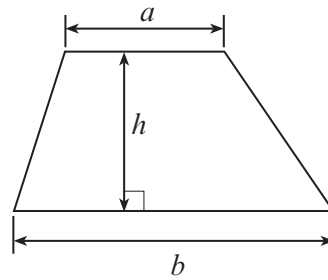
For Examiner's use only		
Question	Maximum Mark	Mark Awarded
1.	7	
2.	3	
3.	4	
4.	3	
5.	3	
6.	6	
7.	6	
8.	5	
9.	4	
10.	3	
11.	3	
12.	5	
13.	4	
14.	3	
15.	8	
16.	4	
17.	7	
18.	2	
Total	80	



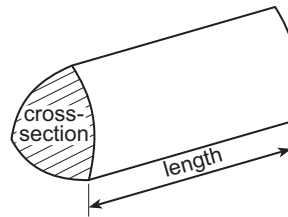
NOV183300U50101

Formula List - Higher Tier

Area of trapezium = $\frac{1}{2}(a + b)h$

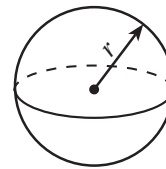


Volume of prism = area of cross-section \times length



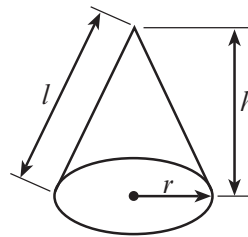
Volume of sphere = $\frac{4}{3}\pi r^3$

Surface area of sphere = $4\pi r^2$



Volume of cone = $\frac{1}{3}\pi r^2 h$

Curved surface area of cone = $\pi r l$

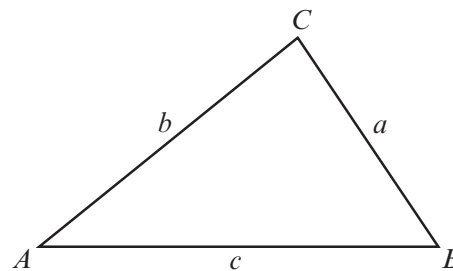


In any triangle ABC

Sine rule $\frac{a}{\sin A} = \frac{b}{\sin B} = \frac{c}{\sin C}$

Cosine rule $a^2 = b^2 + c^2 - 2bc \cos A$

Area of triangle = $\frac{1}{2}ab \sin C$



The Quadratic Equation

The solutions of $ax^2 + bx + c = 0$ where $a \neq 0$ are given by $x = \frac{-b \pm \sqrt{(b^2 - 4ac)}}{2a}$

Annual Equivalent Rate (AER)

AER, as a decimal, is calculated using the formula $\left(1 + \frac{i}{n}\right)^n - 1$, where i is the nominal interest rate per annum as a decimal and n is the number of compounding periods per annum.



1. (a) Expand $3x(x^2 - 2)$.

[2]

.....

.....

(b) Make g the subject of the formula $f = 2 - 3g$.

[2]

.....

.....

.....

(c) (i) Solve $7x - 3 < 29$.

[2]

.....

.....

.....

.....

.....

(ii) What is the greatest integer value of x that satisfies the above inequality?

[1]

.....



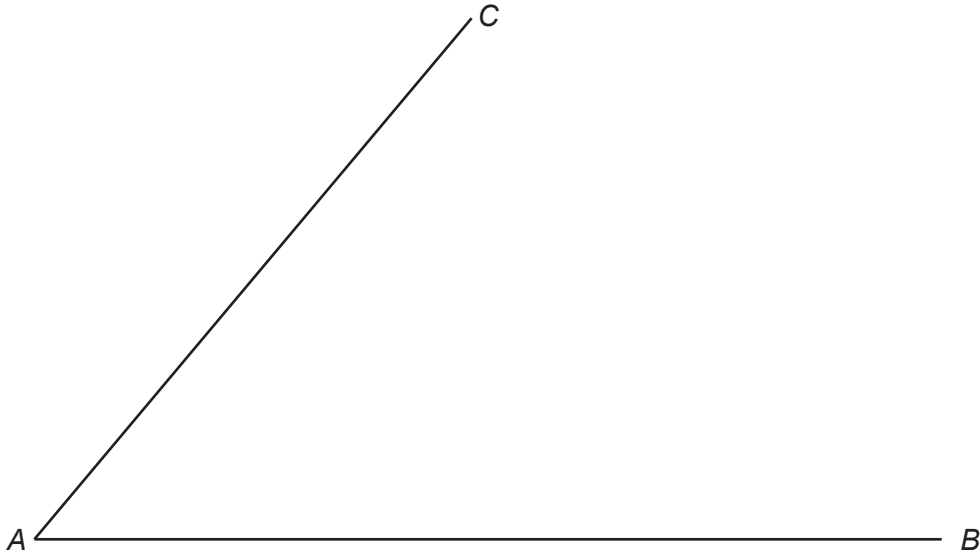
2. Two straight lines, AB and AC , are shown below.

The point P is

- equidistant from line AB and line AC ,
- 6 cm from point B ,
- **more** than 10 cm from point A .

Show clearly the position of point P .

[3]



3. (a) Share £720 in the ratio 2 : 7.

[2]

.....

.....

.....

.....

(b) Calculate the value of the reciprocal of 0.2.

[2]

.....

.....

.....



4. The diagram below shows an empty cylinder, with radius 10 cm and height 20 cm.

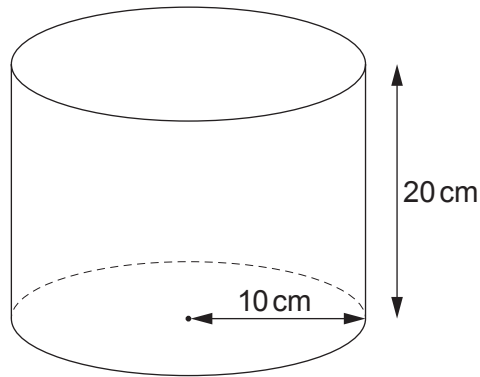


Diagram not drawn to scale

- (a) Using $\pi = 3.14$, calculate the volume of the cylinder. [2]

.....

.....

.....

.....

- (b) What is the greatest **whole** number of litres that this cylinder can hold? [1]

.....

..... litres



6. (a) Circle the correct answer for each of the following statements.

(i) $(\sqrt{7})^4$ is equal to [1]

$\sqrt{28}$ 28 $\sqrt{14}$ 14 49

(ii) 12^0 is equal to [1]

0 1 1.2 12 120

(iii) $\sqrt{3^2 \times 5^2}$ is equal to [1]

35^2 15^2 15 35 15^4

(iv) 3^{-4} is equal to [1]

-12 $\frac{1}{81}$ -81 $\frac{1}{12}$ $\frac{3}{4}$

(b) 4×2^{28} can be written as 2^n .
What is the value of n ? [2]

.....

.....

.....

.....

.....

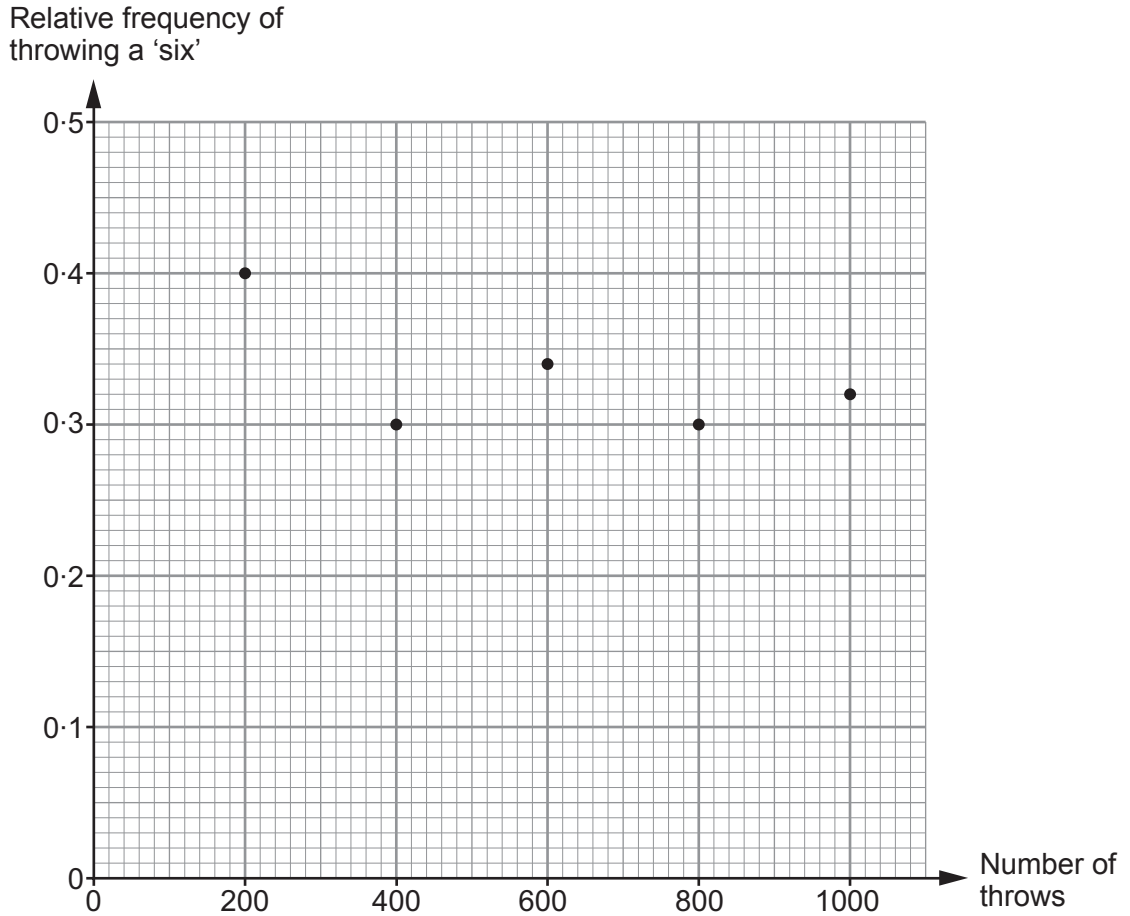
.....

.....

$n =$



8. A biased six-sided dice is thrown a total of 1000 times. The graph shows the relative frequency of throwing a 'six' after 200, 400, 600, 800 and 1000 throws.



- (a) Which of the following is the best estimate for the probability of throwing a 'six' with this dice?
Circle your answer. [1]

0.4 0.3 0.5 0.32 0.34

- (b) (i) How many 'sixes' were thrown in the first 600 throws of the dice? [2]

.....

.....

- (ii) How many **more** 'sixes' were recorded for these 600 throws than you would expect when a **fair** six-sided dice is thrown 600 times? [2]

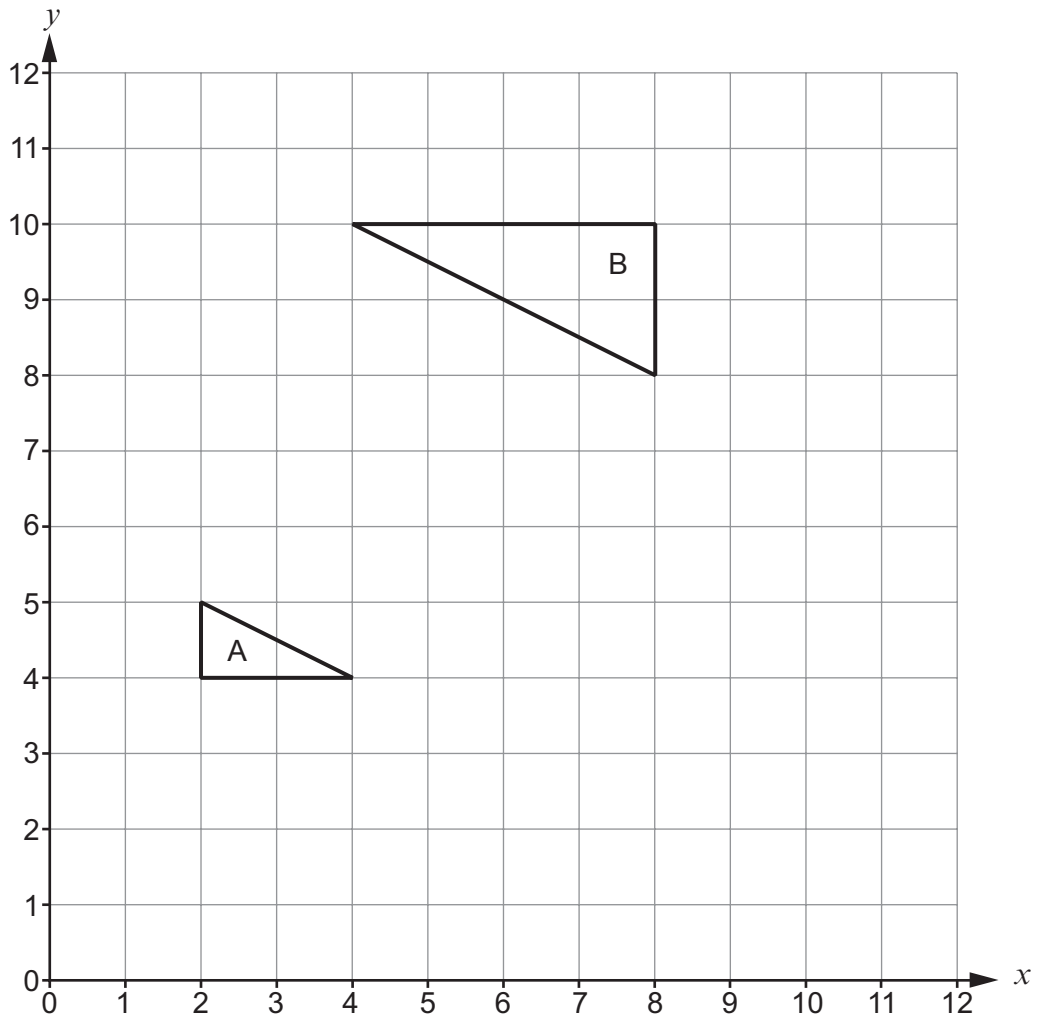
.....

.....



10. Describe fully the **single** transformation which maps triangle A onto triangle B.

[3]



.....

.....

.....

.....

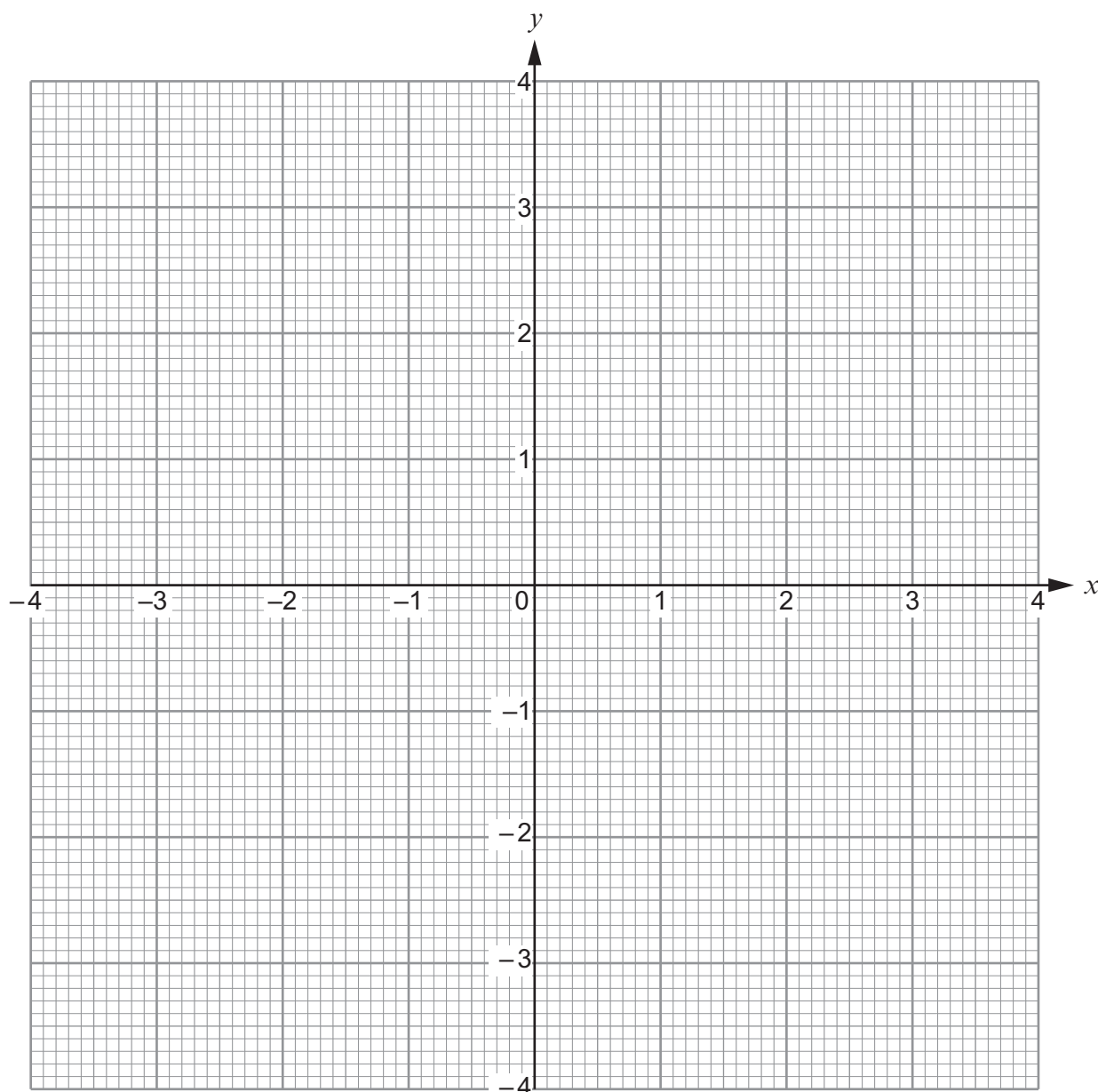


11. Using the axes below, find the region which satisfies the following inequalities.

$$\begin{aligned}x &\geq -1 \\ y + 2x &\leq 1 \\ y &\geq x\end{aligned}$$

Make sure that you **clearly indicate the region** that represents your answer.

[3]



13. Rearrange the following formula to make c the subject.

$$\frac{6c - 3d}{c + 2} = g$$

[4]

.....

.....

.....

.....

.....

.....

.....

.....

.....

.....

.....

.....

.....

.....

.....



15. (a) Express $0.\dot{3}\dot{7}$ as a fraction.

[2]

.....

.....

.....

.....

.....

.....

.....

.....

.....

.....

(b) (i) Calculate $(\sqrt{8} - \sqrt{2})^2$.

[2]

.....

.....

.....

.....

.....

(ii) Calculate $\frac{\sqrt{6} \times \sqrt{20}}{\sqrt{3}}$.

Give your answer in the form $a\sqrt{b}$, where a and b are integers, and b is as small as possible.

[2]

.....

.....

.....

.....

.....



(c) Evaluate $16^{-\frac{3}{2}}$.

[2]

.....

.....

.....

.....

.....

16. Simplify the following expression.

$$\frac{4x^2 - 7x - 2}{4x - 8}$$

[4]

.....

.....

.....

.....

.....

.....

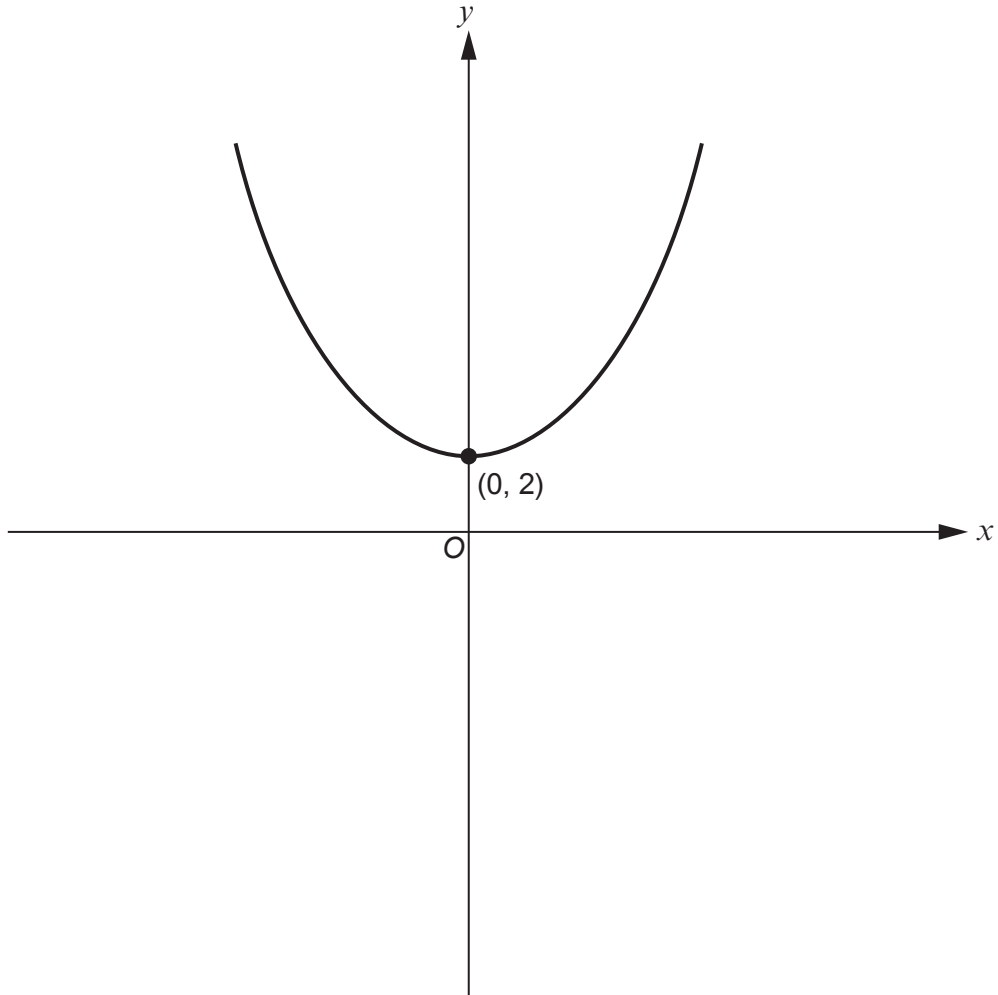
.....

.....

.....



18. The graph shows a sketch of the curve with equation $y = x^2 + 2$.
The lowest point of the curve has coordinates $(0, 2)$.



On the same axes, sketch the graph of the curve with equation $y = (x - 4)^2 + 2$.
Indicate clearly the coordinates of the lowest point on the new curve.

[2]

END OF PAPER

