

Surname	Centre Number	Candidate Number
Other Names		0



**GCSE – NEW**

3310U20-1



**MATHEMATICS – NUMERACY  
UNIT 2: CALCULATOR-ALLOWED  
FOUNDATION TIER**

THURSDAY, 8 JUNE 2017 – MORNING

1 hour 30 minutes

**ADDITIONAL MATERIALS**

A calculator will be required for this paper.  
A ruler, a protractor and a pair of compasses may be required.

**INSTRUCTIONS TO CANDIDATES**

Use black ink or black ball-point pen. Do not use gel pen or correction fluid.  
You may use a pencil for graphs and diagrams only.  
Write your name, centre number and candidate number in the spaces at the top of this page.  
Answer **all** the questions in the spaces provided.  
If you run out of space, use the continuation page at the back of the booklet, taking care to number the question(s) correctly.  
Take  $\pi$  as 3.14 or use the  $\pi$  button on your calculator.

**INFORMATION FOR CANDIDATES**

You should give details of your method of solution when appropriate.  
Unless stated, diagrams are not drawn to scale.  
Scale drawing solutions will not be acceptable where you are asked to calculate.  
The number of marks is given in brackets at the end of each question or part-question.  
In question 3(d), the assessment will take into account the quality of your linguistic and mathematical organisation, communication and accuracy in writing.

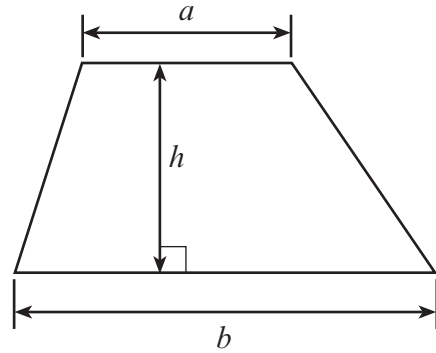
For Examiner's use only		
Question	Maximum Mark	Mark Awarded
1.	7	
2.	13	
3.	13	
4.	3	
5.	3	
6.	3	
7.	2	
8.	3	
9.	3	
10.	5	
11.	4	
12.	6	
<b>Total</b>	<b>65</b>	



JUN173310U20101

**Formula List - Foundation Tier**

**Area of trapezium**  $= \frac{1}{2} (a + b)h$



**BLANK PAGE**

**PLEASE DO NOT WRITE  
ON THIS PAGE**



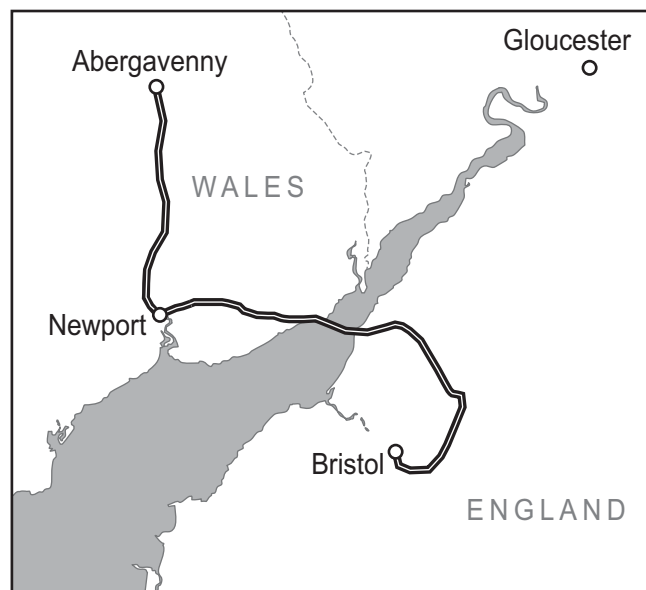
1. The chart below shows the road distances between some towns and cities. The distances are given in miles.

<b>Abergavenny</b>			
18	<b>Newport</b>		
45	53	<b>Gloucester</b>	
50	32	36	<b>Bristol</b>

Wyn lives in Abergavenny and works in Bristol.

- (a) Use the chart to find the road distance from Abergavenny to Bristol. [1]

- (b) Wyn works in Bristol for 5 days each week. Each day, he drives to and from work using the route shown on the map.



*Diagram not drawn to scale*

How many miles, in total, does he travel to and from work each week? [2]

.....

.....

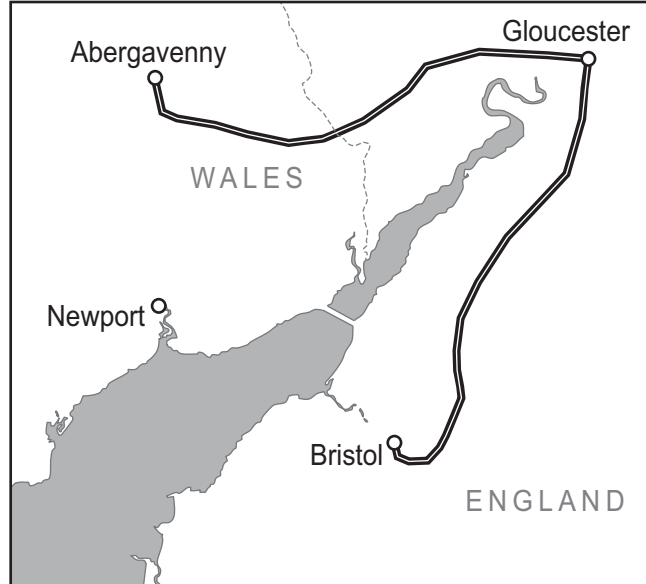
.....

.....



- (c) One day, Wyn had to use a different route through Gloucester to get to and from work.

**Alternative Route**



*Diagram not drawn to scale*

Use the chart to work out how many **extra** miles Wyn travelled that day.  
You must show all your working.

[4]

.....

.....

.....

.....

.....

.....

.....

.....

.....

.....


3310U201  
05







- (b) David aims to raise £200 for his chosen charity.  
He set up a “Sponsor me please” page on social media.  
This is David’s page at the end of the first week.  
The percentage has been blanked out.

<p><b>David’s Page</b> David is raising money for a charity. Please help him to reach his target of £200.</p>	<p><b>Current total raised £32.00</b></p>	
<p style="text-align: center;"><b>Donate</b></p>		

- (i) How much more money did David need in order to reach his target? [1]

.....

- (ii) David thought he had raised more than 15% of his target.  
Was he correct?  
Show your working. [2]

.....

.....

.....

.....

- (iii) After two weeks, David had raised 57% of his target.  
What percentage of his target was still to be raised? [1]

.....





(c) David and Gwyn kept a training record as they prepared for the charity event. They recorded the number of miles that they ran each day. The mileage for week one is shown below.

	Mon	Tue	Wed	Thur	Fri	Sat	Sun
David	1	8	2	1	7	1	5
Gwyn	1	4	1	6	2	1	12

Gwyn thinks that his average daily mileage is greater than David's. Explain why using the **medians** would not show this. You must show all your working.

[3]

.....

.....

.....

.....

.....

.....

.....

.....

.....


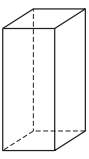



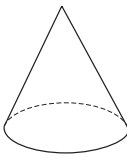

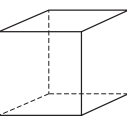
.....

.....

3310U201  
09



3. Delyth runs her own business making and selling candles. She makes and sells four types of candle.

Type	Picture of candle	Diagram	Name of the 3-D solid	Volume of candle (cm <sup>3</sup> )
A			.....	240
B			.....	283
C			CONE	270
D			CUBE	120

(a) Fill in the names of the 3-D solids in the table above. [2]

(b) Delyth uses a formula to work out the mass of wax that is needed to make one candle.

$$\text{Mass of wax in grams} = \frac{3 \times \text{volume of candle}}{5}$$

(i) What mass of wax will be needed to make a candle of type C? [2]

.....

.....

.....

Mass of the wax of a candle of type C is ..... grams

(ii) Delyth has enough wax to make 50 candles of type A. How many type D candles can she make with the same amount of wax? [2]


.....

.....

.....



- (c) Delyth also makes small candles.  
One of these candles fits in a box with a lid.  
The box is a cube with sides of length 3 cm.  
Use the centimetre squared paper to draw a net of the box, including the lid. [2]





4.

**Bus timetable from Orme Station to Outlet Village**

Only 55 minutes from Orme Station direct to Outlet Village.

Buses leave the station

- every 12 minutes from 8 a.m. until 12 noon
- every 24 minutes from 12 noon until 10 p.m.

(a) At what time does the first bus after 09:00 leave Orme Station?  
Circle your answer.

[1]

09:05	09:12	09:18	09:24	09:30
-------	-------	-------	-------	-------

.....

.....

(b) Gwil looks at the timetable shown above.  
He decides to take the latest possible bus to be at Outlet Village by 15:00.

At what time will Gwil arrive at Outlet Village?  
You must show all your working.

[2]

.....

.....

.....

.....

.....

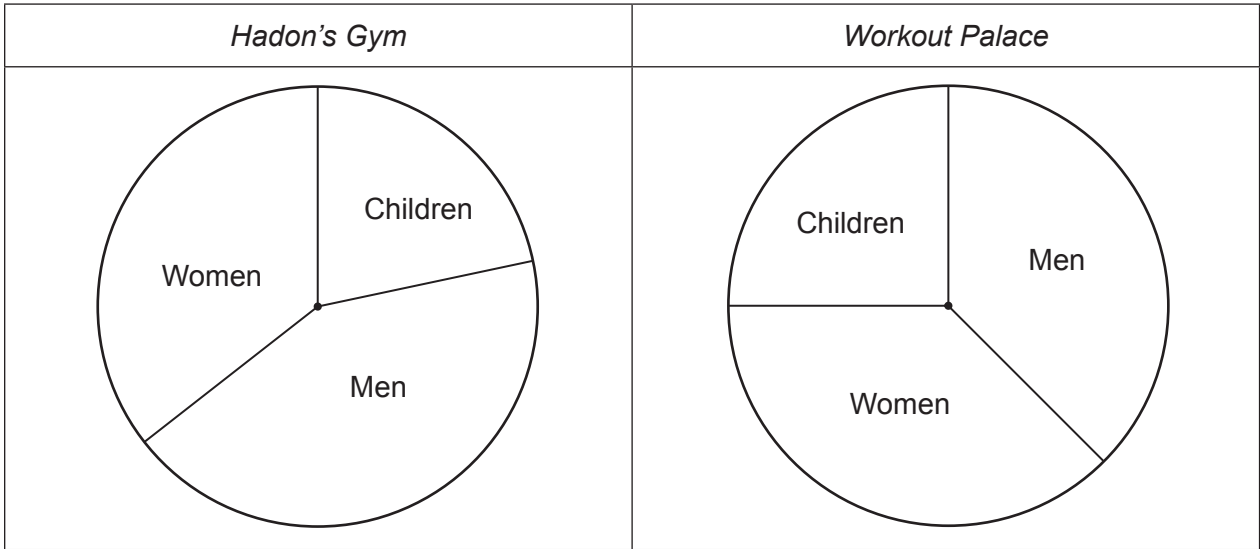
.....

3310U201  
13





6. Tomos is looking at gym memberships for *Hadon's Gym* and *Workout Palace*. Each of these gyms displays its membership in a pie chart.



(a) About what percentage of the members at *Hadon's Gym* are children?  
Circle your answer.

[1]

- 10%                      20%                      30%                      40%                      50%

.....

.....

(b) Which of the following is the best estimate for the percentage of the members at *Workout Palace* who are women?  
Circle your answer.

[1]

- 25%                      28%                      30%                      32%                      38%

.....

.....

(c) Tomos says,  
'There are more men with membership at *Hadon's Gym* than at *Workout Palace*.'

Is Tomos **certain** to be correct?

You must give a reason for your answer.

[1]

Yes                       No

.....

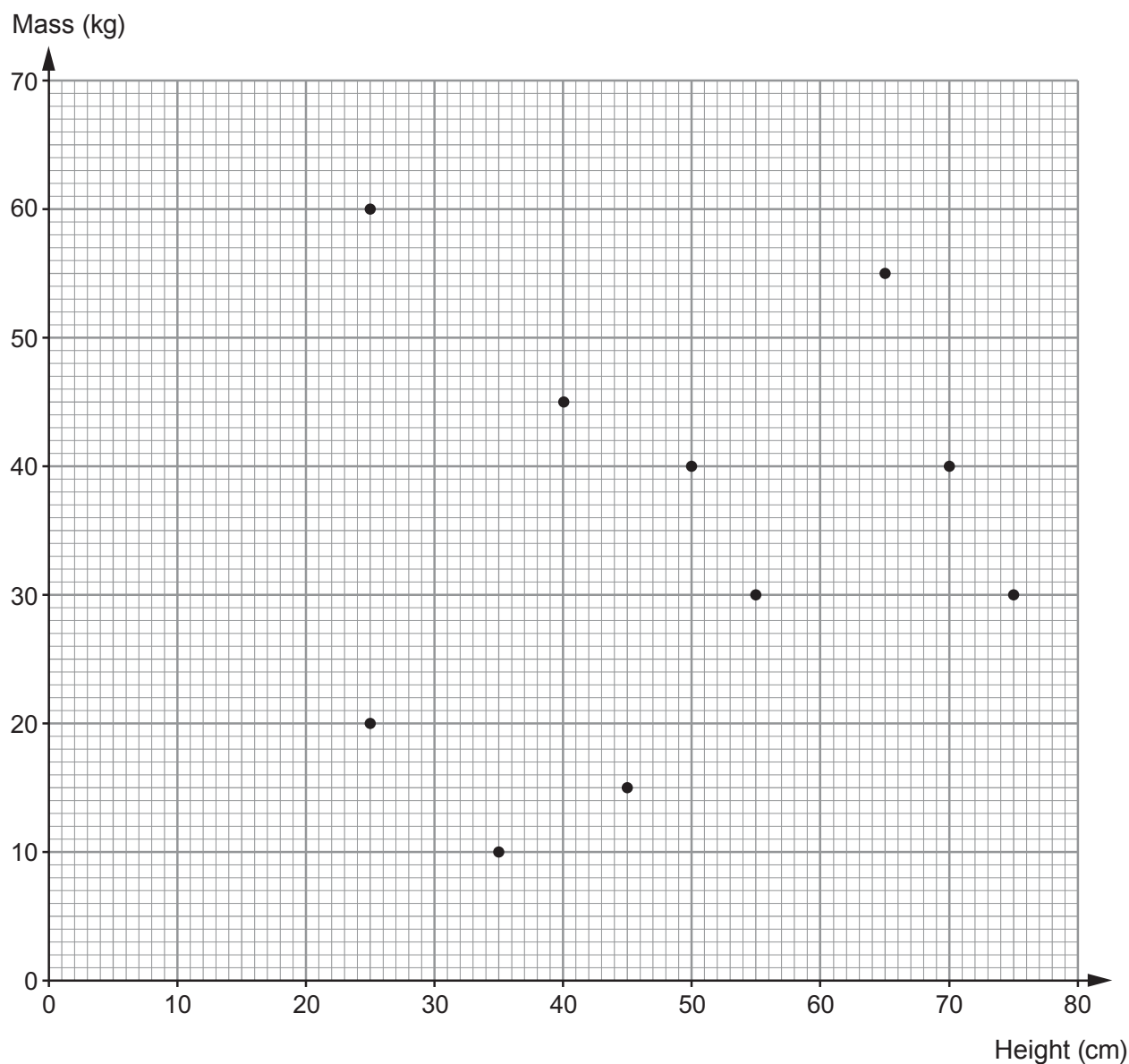
.....

.....

.....



7. A group of friends measured the heights and masses of their pets. The scatter diagram shows the results.



- (a) Describe the correlation shown by this scatter diagram. [1]

.....

- (b) The friends notice that the tallest pet has the same mass as another pet. What is the height of this other pet? [1]

..... cm





8. Glenda plans to drive from Flint to Cardiff.

On a long journey, her average speed is usually 42 mph.

Last time she drove from Flint to Cardiff it took her  $3\frac{1}{2}$  hours.

(a) Use this information to calculate the distance between Flint and Cardiff. [2]

.....

.....

.....

.....

..... miles

(b) Give a possible reason why your answer in (a) is only an estimate of the distance between Flint and Cardiff. [1]

.....

.....

.....

.....

.....

.....



9. Gustav is making some scones for his sister's birthday party.

Recipe to make 12 scones

450g self raising flour  
2 teaspoons of baking powder  
75g butter  
50g caster sugar  
2 eggs  
225ml milk

Bake at **428°F** for 10 to 15 minutes

- (a) How much self raising flour will Gustav need to make 30 scones?  
Circle your answer.

[1]

900g

1000g

1100g

1125g

1350g

- (b) In the recipe, the temperature of the oven is given in degrees Fahrenheit,  $F$ .  
The temperature gauge on Gustav's oven shows degrees Celsius,  $C$ .

The formula below is used to convert Fahrenheit into Celsius.

$$C = \frac{5F - 160}{9}$$

- At what temperature should Gustav bake the scones?  
Give your answer in degrees Celsius.

[2]

.....

.....

.....

.....

..... °C



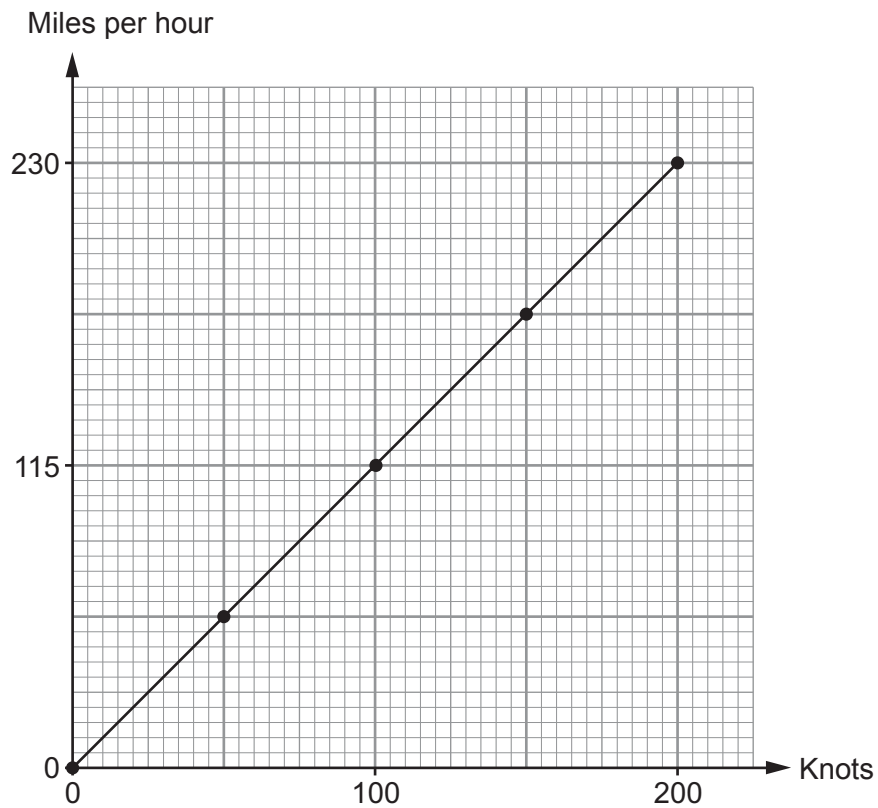
**BLANK PAGE**

**PLEASE DO NOT WRITE  
ON THIS PAGE**

**TURN OVER**



10. Alun has made his own conversion graph to change knots to miles per hour.



(a) Use Alun's conversion graph to write 150 knots in miles per hour.

[1]

.....

.....

.....

.....



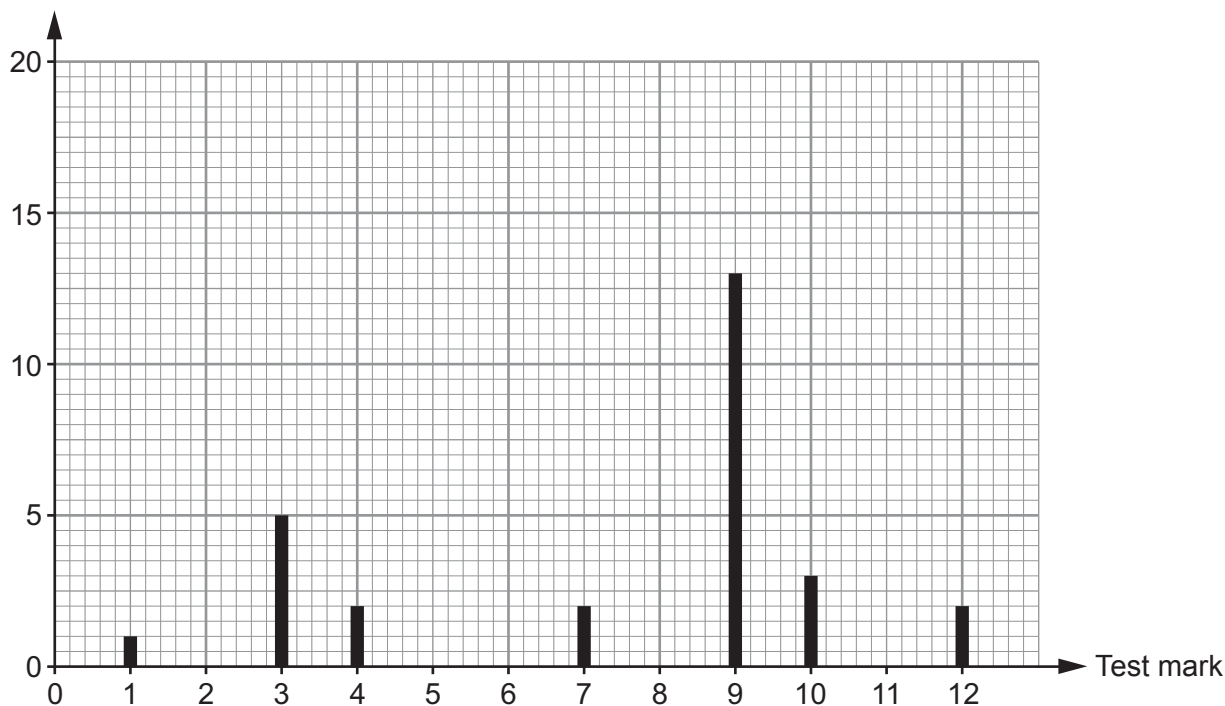


11. (a) Miss Rashud gave her Year 9 French class a test on Wednesday. She asked her class to spell 12 different words.

She displays the results as shown below.

### Year 9 results

Number of pupils



- (i) How many pupils scored **more than 9** in the test? [1]

.....

- (ii) How many pupils are there in Miss Rashud's French class? [1]

.....

- (iii) What assumption have you made in answering part (ii)? [1]

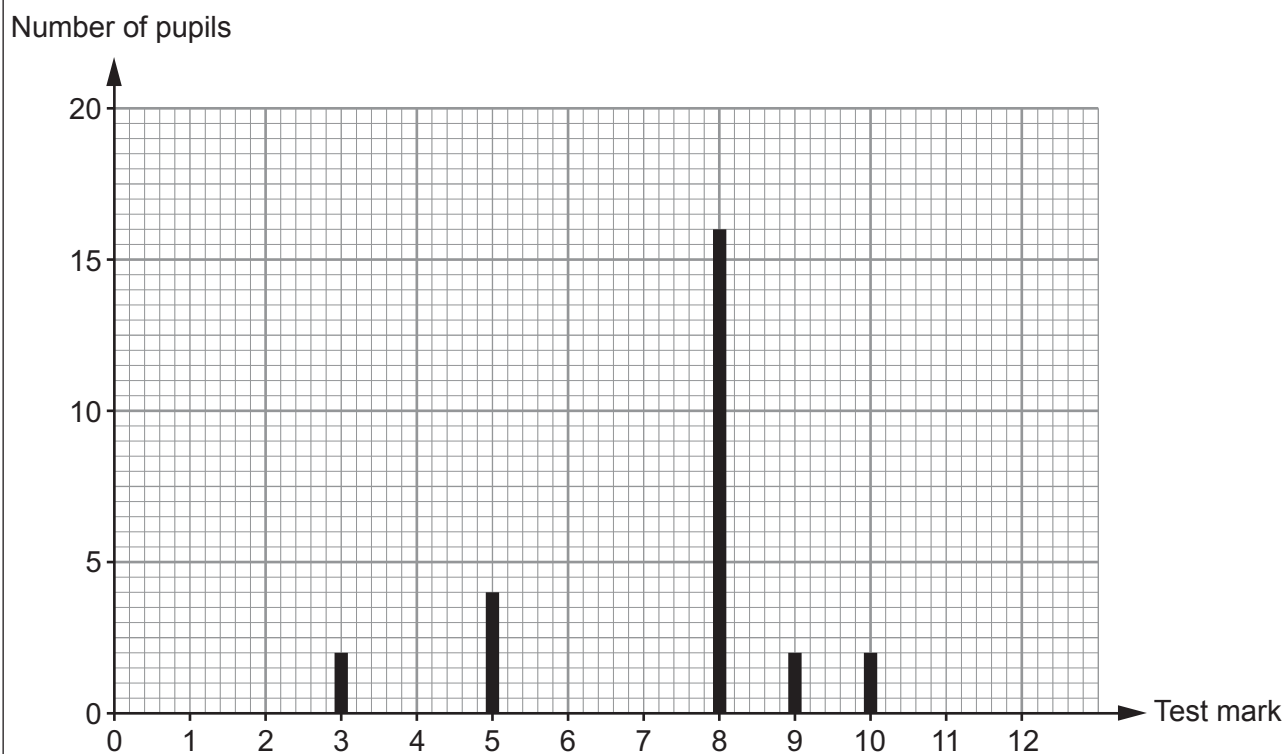
.....

.....

- (b) Miss Rashud also gave the same test to her Year 10 French class on Wednesday. She asked her class to spell the same 12 words.

She displays the results as shown opposite.





Catrin looks at the two sets of data Miss Rashud has displayed.  
She says,

'Year 10 are better at spelling than Year 9.'

Is Catrin's statement correct?  
You must give values to support your answer.

[1]

Catrin is correct       Catrin is incorrect

.....

.....

.....







**BLANK PAGE**

**PLEASE DO NOT WRITE  
ON THIS PAGE**





**BLANK PAGE**

**PLEASE DO NOT WRITE  
ON THIS PAGE**



**BLANK PAGE**

**PLEASE DO NOT WRITE  
ON THIS PAGE**

